
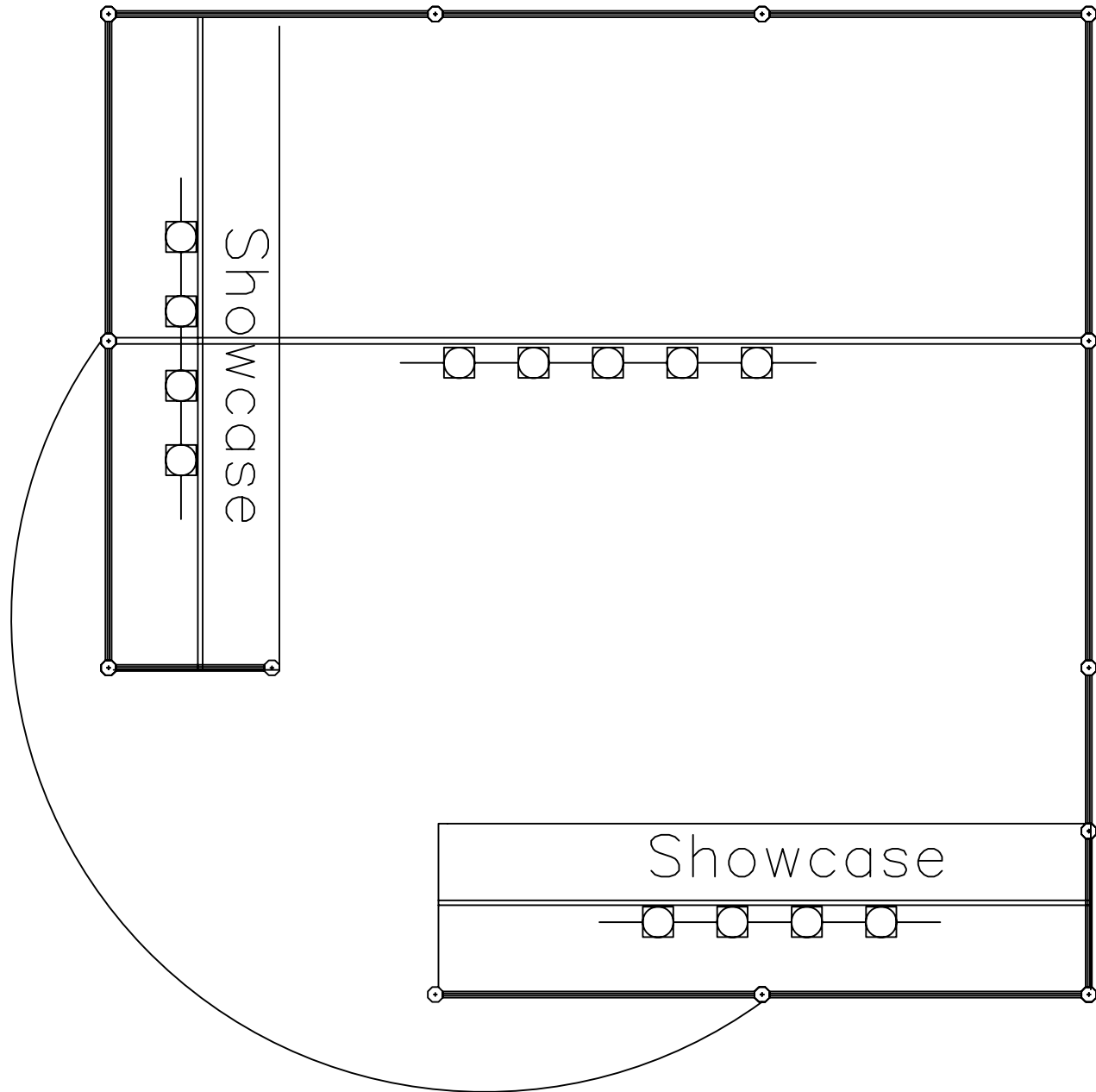



COMPANY NAME _____
 SALON # _____
 CLIENT NAME _____

 = LIGHT FIXTURE

 = OUTLET



- 1) INDICATE OVERHEAD TRACK/LIGHT FIXTURE PLACEMENT FOR ANY ADDITIONAL TRACKS OR LIGHT FIXTURES ORDERED ON THE ABOVE LAYOUT. PLEASE ORDER ADDITIONAL TRACKS OR LIGHT FIXTURES ON PAGE 26 OF YOUR MANUAL. REMEMBER TO ATTACH THIS LAYOUT WITH YOUR ORDER.
 - 2) INDICATE WHERE YOU WOULD LIKE YOUR FLOOR POWER INSTALLED USING THIS SYMBOL =  PLEASE ORDER YOUR FLOOR POWER ON PAGE 29 OF YOUR MANUAL. REMEMBER TO ATTACH THIS LAYOUT WITH YOUR ORDER.
- * ONLY (8) LIGHT FIXTURES ARE ALLOWED ON ONE TRACK
- ** 10X10 SALON COMES WITH (1) TRACK W/(5) LIGHT FIXTURES OVERHEAD AS SHOWN. THIS IS INCLUDED IN YOUR SALON PACKAGE.

GES.

COPYRIGHT © BY GES EXPOSITION SERVICES, ALL RIGHTS RESERVED. NO PART OF THIS PUBLICATION MAY BE REPRODUCED, STORED IN ANY RETRIEVAL SYSTEM, OR TRANSMITTED IN ANY FORM OR BY ANY MEANS - ELECTRONIC, MECHANICAL, PHOTOCOPIING, RECORDING, OR OTHERWISE - WITHOUT THE EXPRESS WRITTEN CONSENT OF GES EXPOSITION SERVICES. EVERY EFFORT HAS BEEN MADE TO INSURE THE ACCURACY OF ALL INFORMATION CONTAINED ON THIS FLOOR PLAN. HOWEVER, NO WARRANTIES, EITHER EXPRESSED OR IMPLIED, ARE MADE WITH RESPECT TO THIS FLOOR PLAN IF THE LOCATION OF BUILDING COLUMNS, UTILITIES, OR OTHER ARCHITECTURAL COMPONENTS OF THE FACILITY IS A CONSIDERATION IN THE CONSTRUCTION OR USAGE OF AN EXHIBIT, IT IS THE SOLE RESPONSIBILITY OF THE EXHIBITOR TO PHYSICALLY INSPECT THE FACILITY TO VERIFY ALL DIMENSIONS AND LOCATIONS.

PREMIUM CORNER 10x10 BOOTH

CONFIDENTIAL PROPERTY OF GES
 File: Centre COLOR LAMPE & LATOUR.dwg
 Plotted: Mar 24, 2008
 By: G008888